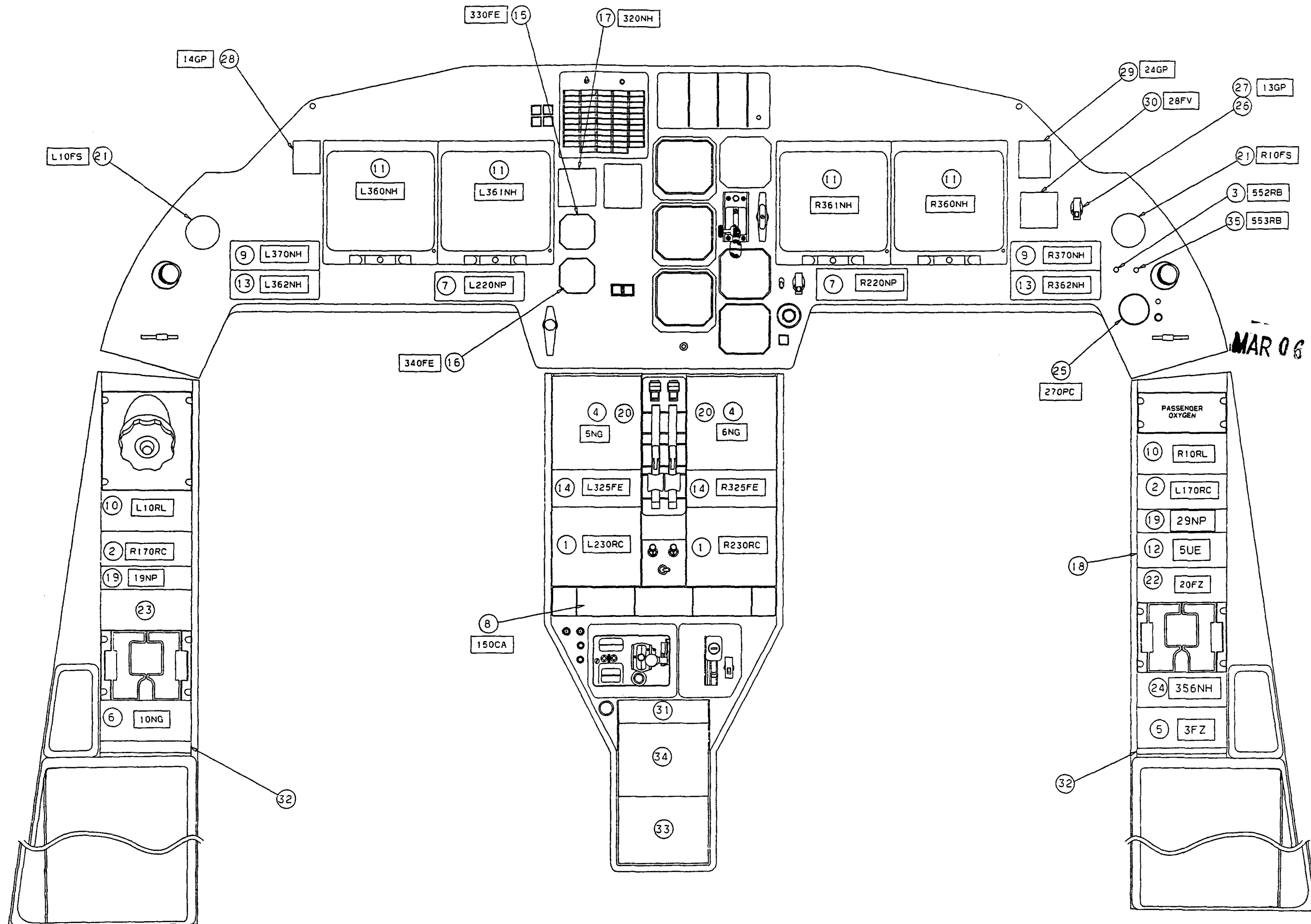


PROPRIETARY INFORMATION
 THE INFORMATION CONTAINED ON THIS DRAWING IS CONSIDERED PROPRIETARY AND MAY NOT IN WHOLE OR IN PART, BE REPRODUCED OR USED FOR THE MANUFACTURE OF THE PART DISCLOSED HERE-IN WITHOUT THE WRITTEN PERMISSION OF FALCON JET CORPORATION

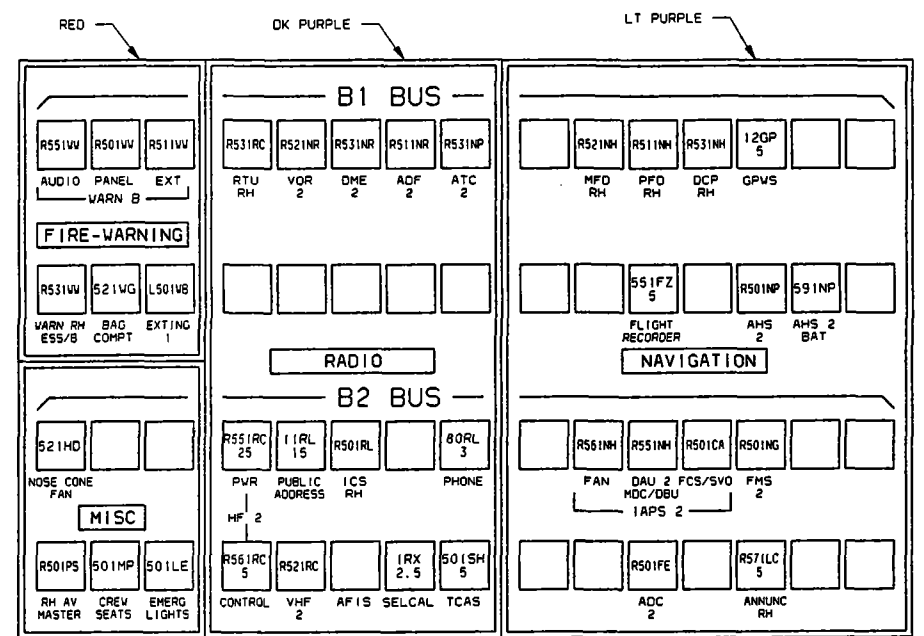

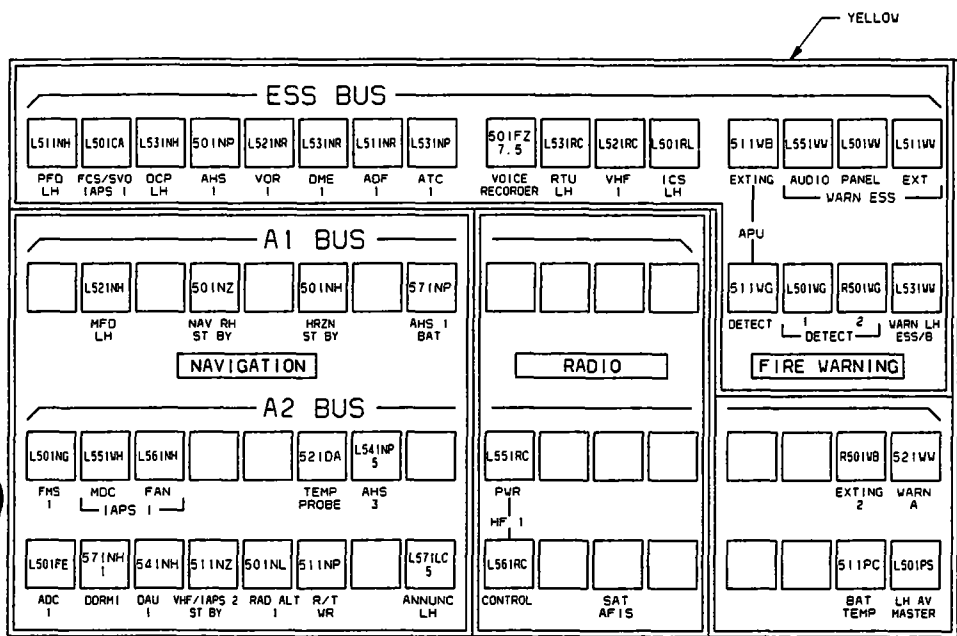


MAR 06 1996

LEFT SIDE (PILOT)

CENTER

RIGHT SIDE (COPILOT)



- A COLOR SAMPLE WILL BE PLACED ON EVERY BREAKER BUTTON (EXCEPT -FLAP CONTROL- BREAKER)
- GRAY REF 10164-8 LKD LIMITED PLASTIC ON ESS BUS BREAKERS
 - WHITE REF 10164-3 LKD LIMITED PLASTIC ON A1 & A2 BUS BREAKERS
 - GREEN REF 10164-7 LKD LIMITED PLASTIC ON B1 & B2 BUS BREAKERS
 - RED REF 10164-5 LKD LIMITED PLASTIC ON ESS OR B & A OR B BUS BREAKERS
 - EMERG/LIGHTS-
 - LIGHTS WARN ESS/B-
 - ORANGE REF 10164-4 LKD LIMITED PLASTIC ON ESS BUS BREAKERS EXTENDED IF DOUBLE ALTERNATOR FAILURE
 - PFD LH-
 - FCS/SVO IAPS 1-
 - ADF 1-
 - VOICE RECORDER-
 - BRAKE CMPTR 1-
 - PITCH FEEL-
 - DCP LH-

- NOTES:
1. ALL LETTERS AND MARKING TO MATCH EXISTING CONFIGURATION AND CHARACTERS.
 2. THIS INSTALLATION MODIFIES PRINT 24-51-10.
 3. FOR RUBBER EDGING USE PART NUMBER M/FZZR765-3850.

PROPRIETARY INFORMATION - THE INFORMATION ON THIS DRAWING IS CONSIDERED PROPRIETARY AND MAY NOT IN WHOLE OR IN PART, BE REPRODUCED OR USED FOR THE MANUFACTURE OF THE PART DISCLOSED HERE-IN WITHOUT WRITTEN PERMISSION OF DASSAULT FALCON JET CORPORATION.

DRAFTSMAN DONNA ALDRICH	DATE 09-26-95		111034
PROJECT DESIGN <i>Frank D. Brin</i>	DATE 9-26-95		TITLE CIRCUIT BREAKER INSTALLATION AND SILKSCREENING
GROUP LEADER <i>[Signature]</i>	DATE 9-27-95	CODE IDENT	DRAWING NUMBER F2M-005-D016
RELEASE NUMBER 96-499 95-1774			REVISION

-501 SHEET 1 OF 1

MAR 26 1996

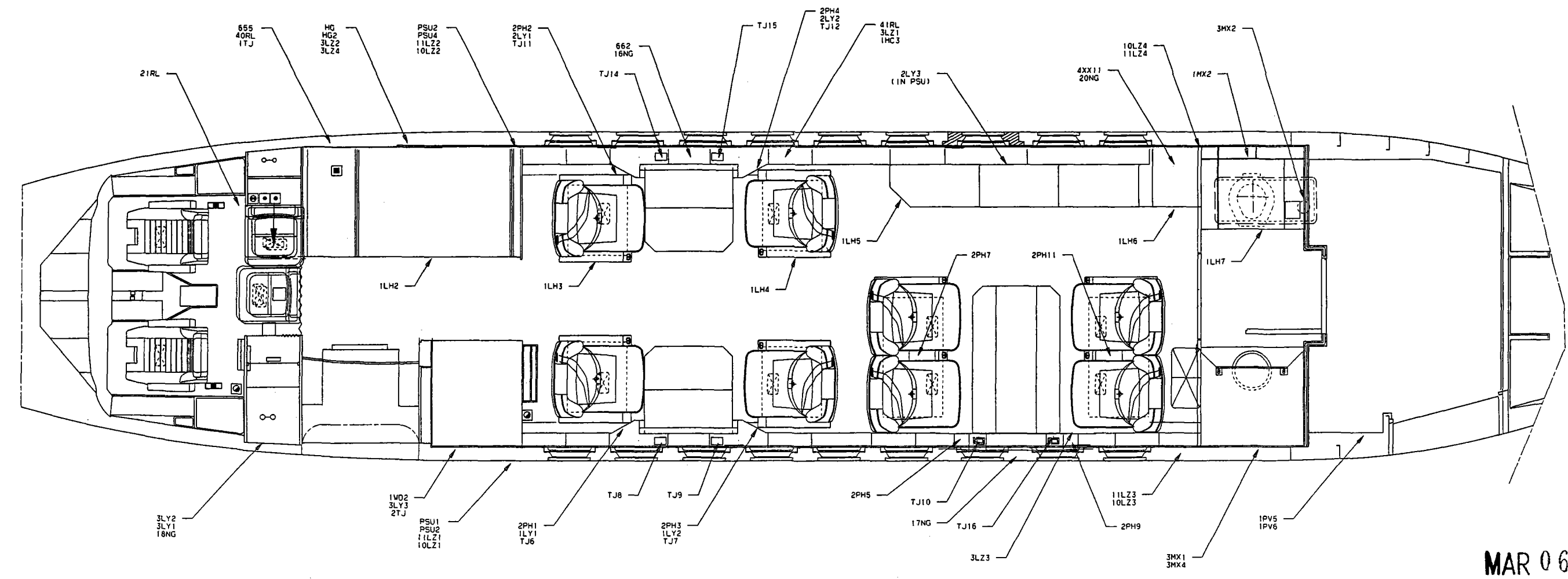
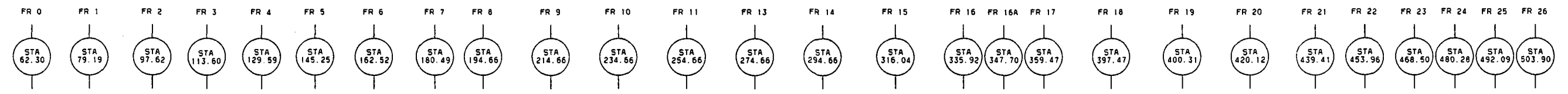
LTR	DESCRIPTION	DATE	APPROVED
A	ADDED 16NG, 20NG, 18NG & 17NG.	02-26-96 2-27-96	D. ALDRICH 7. R. O'Brien 76-499

NOTES:

1. THIS DRAWING IS A PRODUCTION AID. IT WILL SHOW PLUG LAYOUTS FOR THOSE SYSTEMS THAT HAVE THE POTENTIAL OF CHANGING LOCATIONS FROM AIRCRAFT TO AIRCRAFT. THE SYSTEMS INCLUDED ON THIS DWG ARE:

1. GALLEY
2. LAVATORIES
3. LIGHTING & CALL SYSTEMS
4. VIDEO SYSTEM
5. ENTERTAINMENT/CONTROLS
6. AC POWER
7. FLITEPHONE
8. SMOKE DETECTOR

2. ALL FWD CABIN LOCAL GROUNDS TO BE PINNED IN PLUG AND COILED WITH 6 FT. OF SLACK. AFT CABIN LOCAL GROUNDS TO BE TERMINATED AT FR. 24 R/H SIDE.



MAR 06 1996

PROPRIETARY INFORMATION - THE INFORMATION ON THIS DRAWING IS CONSIDERED PROPRIETARY AND MAY NOT IN WHOLE, OR IN PART, BE REPRODUCED OR USED FOR THE MANUFACTURE OF THE PART DISCLOSED HERE-IN WITHOUT WRITTEN PERMISSION OF DASSAULT FALCON JET CORPORATION.			
DRAFTSMAN	DATE		072694
DONNA ALDRICH	09-13-94		
PROJECT DESIGN	DATE		
FRANK G'BRIEN	9-26-95	TITLE	CABIN ELECTRICAL PLUG LAYOUT
GROUP LEADER	DATE	CODE IDENT	DRAWING NUMBER
DANIELOWICZ	9-27-95	56338	F2M-006-D016
RELEASE NUMBER	95-1774	REVISION	A
		-501 SHEET 1 OF 1	