


## 300 Series



UL recognized file No. E170218 (UL 1977), E130965 (UL 1863), CSA LR31966. Rated 730 Volts RMS. Contact Resistance: 0.016 Ohms max. Rated Current: 10 Amps. Operation Voltage: 250 VAC RMS Maximum.

### Plugs with Angle Brackets — Fig. A

Stock No.	Mfr.'s Type	No. of Contacts	EACH	
			1-24	25-49
750-0200	P-302H-AB*	2	1.63	1.48
750-0203	P-303H-AB	3	1.70	1.60
750-0206	P-304H-AB	4	1.88	1.70
750-0209	P-306H-AB	6	2.45	2.22
325-0045	P-315-AB	15	5.10	4.65

### Plugs with Cable Clamp-In Top — Fig. B

Stock No.	Mfr.'s Type	No. of Contacts	EACH	
			1-24	25-49
750-0201	P-302H-CCT	2	3.02	2.74
750-0204	P-303H-CCT	3	3.30	3.01
750-0207	P-304H-CCT	4	3.69	3.36
750-0211	P-306H-CCT	6	4.04	3.68
325-0031	P-310-CCT	10	5.67	5.12
750-3212	P-312-CCT	12	7.82	6.96
325-0036	P-315-CCT	15	7.27	7.16

### Plugs — Cable Clamp-In Top with Locks — Fig. C

Stock No.	Mfr.'s Type	No. of Contacts	EACH	
			1-24	25-49
750-0202	P-302H-CCT-L	2	5.47	4.97
750-0205	P-303H-CCT-L	3	6.17	5.60
750-0208	P-304H-CCT-L	4	6.02	5.47

### Plugs with Deep Brackets for Recessed Mounting — Fig. D

Stock No.	Mfr.'s Type	No. of Contacts	EACH	
			1-24	25-49
325-0035	P-304-DB	4	4.81	4.42
325-0010	P-306-DB	6	5.11	4.66

\*Round.

### Sockets with Angle Brackets — Fig. E

Stock No.	Mfr.'s Type	No. of Contacts	EACH	
			1-24	25-49
750-0219	S-302H-AB	2	1.69	1.54
750-0222	S-303H-AB	3	2.08	1.89
750-0225	S-304H-AB	4	1.99	1.95
750-0228	S-306H-AB	6	2.85	2.60

### Sockets with Cable Clamp-In Top — Fig. F

Stock No.	Mfr.'s Type	No. of Contacts	EACH	
			1-24	25-49
750-0220	S-302H-CCT	2	3.53	3.14
750-0223	S-303H-CCT	3	3.73	3.40
750-0226	S-304H-CCT	4	3.77	3.43
750-0229	S-306H-CCT	6	4.29	4.09
325-0030	S-315-CCT	15	9.78	9.00
325-0037	S-318-CCT	18	10.44	9.61
325-0066	S-321-CCT	21	15.10	13.83
325-0069	S-324-CCT	24	14.70	13.43

### Sockets — Cable Clamp-In Top with Keepers — Fig. G


Stock No.	Mfr.'s Type	No. of Contacts	EACH	
			1-24	25-49
750-0221	S-302H-CCT-K	2	5.32	4.84
750-0224	S-303H-CCT-K	3	4.88	5.77
750-0227	S-304H-CCT-K	4	5.96	5.86

### Sockets with Deep Brackets for Recessed Mounting — Fig. H

Stock No.	Mfr.'s Type	No. of Contacts	EACH	
			1-24	25-49
750-0139	S-304-DB	4	5.39	4.90
750-0141	S-306-DB	6	5.87	5.36

\*Round.

## 2400 Series



UL recognized file No. E170218 (UL 1977), E130965 (UL 1863), CSA LR 13996-2. Designed for medium duty. Rated Voltage: 1100 V. Contact Resistance: 0.001 Ohm avg. Rated Current: 15 Amps. Operation Voltage: 250 VAC RMS.

### Plugs with Angle Brackets — Fig. J

Stock No.	Mfr.'s Type	No. of Contacts	EACH	
			1-24	25-49
750-0194	P-2406H-AB	6	8.45	7.68
750-0196	P-2408H-AB	8	12.32	11.20

### Plugs with Cable Clamp-On Top — Fig. K

Stock No.	Mfr.'s Type	No. of Contacts	EACH	
			1-24	25-49
750-0193	P-2404H-CCT	4	10.26	9.60
750-0195	P-2406H-CCT	6	10.75	9.77
750-0197	P-2408H-CCT	8	10.99	10.50
750-0199	P-2410H-CCT	10	12.83	11.67
325-0063	P-2412-CCT	12	12.46	12.85

\*Round.

### Sockets with Angle Brackets — Fig. L

Stock No.	Mfr.'s Type	No. of Contacts	EACH	
			1-24	25-49
750-0214	S-2406H-AB	6	6.25	5.75
750-0216	S-2408H-AB	8	7.98	7.25


### Sockets with Cable Clamp-On Top — Fig. M

Stock No.	Mfr.'s Type	No. of Contacts	EACH	
			1-24	25-49
750-0213	S-2404H-CCT	4	8.98	8.16
750-0215	S-2406H-CCT	6	9.73	8.84
750-0217	S-2408H-CCT	8	12.07	10.46
750-0218	S-2410H-CCT	10	12.69	11.54
325-0065	S-2412-CCT	12	16.25	14.63

\*Round.

## Commercial Card Edge Connectors

### Single Readout



Single Readout 50-6A-20

Feature 0.156" contact-to-contact spacing, 0.200" row spacing on double row versions. Dip solder tails are 0.156" in length. These connectors will accept single or double sided 0.062" (1.59 mm) thick PC boards. Current Rating: 5 Amps.

### Solder Eyelet

Stock No.	Mfr.'s Type	Contact Position	EACH	
			1-24	25-49
750-1100	50-6A-20	6	4.17	3.69
750-1105	50-10A-20	10	4.80	4.24
323-0018	50-12A-20	12	4.22	3.85
750-1119	50-15A-20	15	6.81	6.01
750-1124	50-18A-20	18	8.25	7.46
750-1137	50-22A-20	22	10.00	8.82

### 5/32" Dip Solder

Stock No.	Mfr.'s Type	Contact Position	EACH	
			1-24	25-49
325-0087	50-10B-10	10	3.71	3.33
325-0041	50-22B-10	22	10.20	9.24

### Double Readout



### Solder Eyelet

Stock No.	Mfr.'s Type	Contact Position	EACH	
			1-24	25-49
325-0005	50-12A-30	6	2.22	2.08
750-1166	50-20A-30	10	3.87	3.44
750-1168	50-30A-30	15	3.25	3.10
325-0019	50-36A-30	18	4.25	4.05
750-1170	50-44A-30	22	5.14	4.78
325-0009	50-50A-30	25	6.41	5.98

### 5/32" Dip Solder

Stock No.	Mfr.'s Type	Contact Position	EACH	
			1-24	25-49
750-1172	50-12B-10	6	3.85	3.43
323-0015	50-20B-10	10	3.76	3.42
325-0059	50-24B-10	12	2.56	—
323-0025	50-36B-10	18	5.46	4.94
750-1177	50-44B-10	22	6.31	5.58


## Card Edge Connector Accessories

### Card Guides



Stock No.	Mfr.'s Type	Color	EACH	
			1-49	50-99
750-1237	50GP-1	Green	1.57	1.38
750-1238	50GP-1B	Black	1.58	1.39

### Polarizing Keys



Stock No.	Mfr.'s Type	Description	EACH	
			1-49	50-99
750-1240	50-PK-1	In-Contact Type, 156 Center	.46	.42
750-1241	50-PK-2	Between-Contact Type, 156 Center	.42	.39